



Crystal
 Nails®

2022
Summer Extra

2022 SUMMER TREND COLORS

2022 summer TREND COLORS

NEW PRODUCTS IN THE COLOR OF CORAL ROSE AND CASCADE

CORAL ROSE

Enjoy the energetic Coral Rose shade, which is an orange, vibrant color full of life! Experience the atmosphere of a sunny vacation and immerse yourself in the fabulous world of mysterious reefs!



NEW! 3SC6
Coral Rose
3 STEP
Confetti
CrystaLac



NEW! 3S170
Coral Rose
3 STEP
CrystaLac



NEW! 1S118
Coral Rose
ONE STEP
CrystaLac



NEW! R192
Coral Rose
Royal Gel

CASCADE

The vibrant shade of Cascade cools and refreshes like the crystal clear drops of summer rains. Wear on your nails the light, fresh shade trend color that will conjure up the waves of the sea and the atmosphere of dazzling waterfalls in your salon!



NEW! Flash
Turquoise
Sens Flash
'3G Polish'



NEW! 3SC8
Cascade
3 STEP
Confetti
CrystaLac



NEW! 3S172
Cascade
3 STEP
CrystaLac



NEW! 1S120
Cascade
ONE STEP
CrystaLac

Flash '3G Polish' (gel polish)

NEW! SENS FLASH '3G POLISH' (GEL POLISH)

The Flash product range seduces with new wild, summer shades: coral, pink turquoise.

The most vibrant neon shades are available with reflective glitter, while still having an intense effect in bright light. In normal light conditions, it may "just" look like an extremely tight-covering, low-gloss gel polish but if the nail doesn't get direct light but is lit from the side or back, or if it is illuminated in a darker environment, almost every glitter separately will glow dazzlingly! It creates a granite effect when the material is matted! Dense, high-pigmented, soluble 3 Step Crystalacs that cover perfectly in one coat. You can get an extremely special effect that will attract all eyes! Curing Time: 2-3 minutes in UV, 1-2 minutes in LED.

4ml



New! Flash Coral

New! Flash Pink

New! Flash Turquoise



"I love the shades of Flash '3G Polish' (gel polish) because they shine incredibly strongly, reflected on my nails."

Barbara Újvári
SENS by Crystal Nails ambassador



Flash ombre transition

The nail set was made with the new Flash '3G Polish' Pink, Coral and Turquoise shades and the Nova Crystals rhinestones. (by Barbara Újvári)

SENS NOVELTIES!

Cuticle Serum

NEW! SENS CUTICLE SERUM

End the treatment with a real 24K gold leaf! Already in economical 30 ml edition!

Skincare serum with 24-carat gold flakes, royal jelly, and silk amino acids for the proper care. The ingredients naturally provide intense, deep hydration and help increase skin elasticity, tighten and smooth the skin of the hands. Slightly fruity scent.

A big advantage is that it is not oil-based, so it cares for the skin without leaving a shiny mark on it. After using it, the nail bed will be full and soft, which can be photographed immediately, you don't have to bother to remove traces of oil, which would degrade the aesthetic and professional value of the work. This novelty will be the decoration of any salon with its elegant, luxurious radiant look.

8ml

30ml

New!
Kutikula
Serum

In 30 ml economic edition.

Sens Matte Top Gel

NEW! SENS MATTE TOP GEL

Non-cleansing, soak-off, matte top gel for the durable result.

Easy handling top gel without striping and you can get a velvety surface. It is perfect for new type nail arts because it is non-cleansing. Cure it nails by nails.

4ml



With Matte Top Gel



NEW TOP GELS

Cool Top Gel Universal New Formula

NEW! COOL TOP GEL UNIVERSAL NEW FORMULA

Non-cleansing, flexible, soak-off, medium density, beautiful long lasting shine, highly elastic top gel.

The renewed version of Cool Top Gel Universal is suitable for surface smoothing and does not contain the optical brightening ingredient that "glows" the nail bluish when exposed to UV light, so it does not change colors. Excellent for all surfaces. It does not need to be cleansed after curing. Curing time: 2-3 minutes in UV, 1-2 minutes in LED

4ml

8ml

13ml

A high-gloss top gel that lasts for weeks, everyone's favorite!

NEW Formula



With Cool Top Gel Universal New formula



NOVELTY!

Xtreme Fusion AcrylGel Renewed White

NEW! XTREME FUSION ACRYLGEL RENEWED WHITE

Renewed formula with the usual texture and handling that has a beautiful clear white shade that gives nice coverage. Due to its optimal pigmentation, it provides excellent curing. It is a must have shade for Latte effect and babyboomer. Curing time: 2-3 minutes in UV, 1-2 minutes in LED.

30g



"I love Renewed White Fusion Gel because it doesn't turn yellow, it cures without a base coat, and it's a perfect choice for either French or Babyboomer nails."

Virág Halász

World Champion Bronze Medalist, Olympic Champion; Dublin Triple Gold Medal, Master's Degree in Hand Care and Artificial Nails



New! Renewed White



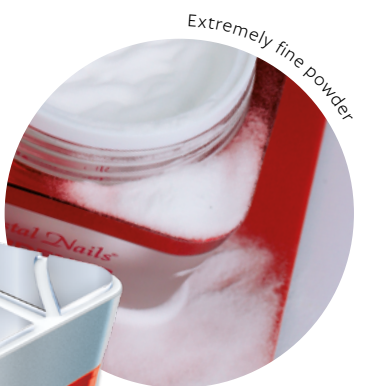
Babyboomer Sens Flake Deluxe
The nail set was made with the new Renewed White and the Cover Pink Xtreme Fusion AcrylGel, and the decoration with the Sens Flake Deluxe 1. (by Virág Halász)



New! Xtreme Fusion AcrylGel Renewed White



New! Hardener Sand



Extremely fine powder



NOVELTY!

Hardener Sand

NEW! HARDENER SAND

The popular nail strengthener powder is already available in an economic, big edition

An extremely fine powder that can be very helpful in strengthening the nail. It is recommended to use it when reinforcement is needed, but you want to keep the all-natural look. In this case, apply a thin layer of Compact Base Gel, then spread the Hardener Sand powder evenly with a spatula and cure it. After the curing, apply the color and top gel to the nail in the usual way. The nail made in this way will be more resistant even without a C-arc, and its natural effect will be retained and also soluble.

35g

NOVELTY!

Glass effect on milky white 2 base

The nail set was made with the new Compact Base Gel Milky White 2 and the new Glassy Top Gel Pink and Aqua. The decoration was made with silver transfer foil. (by Dóra Kesztyűs)

Glassy Top Gel

NEW! GLASSY TOP GEL

Colorful but transparent non-cleansing, soakable top gels that you can change the color of the nails with a thin layer.

It can be applied on a bright, shiny surface because it doesn't dim the sparkling effects. You can use it for changing colors of glittery gel polishes, Tiger Eyes, and Infinity shades as well and even on the surface of transfer foil, platinum foil, chrome powders, Glam and Diva glitters. It is also good for several nail art techniques. CN advise: Use the Glassy Top Coat in an even layer for the uniform color effect. Therefore it is important that the surface on which it is placed has to be even, as leveling the surface with a colored cover is not recommended because it would result in stained color.

4ml



New! Glassy Pink

New! Glassy Aqua



"Glassy Top Gels allow us to give the glittery bases new colors. I especially like to use it on silver Glam Glitters, but they are a great addition to any decoration materials."

Dóra Doviscsák (Dorci)
Nail Artist, Instagram Influencer



New! Glassy Aqua

New! Glassy Pink

New! Milky White 2

NOVELTY!

Compact Base Gel Milky White 2

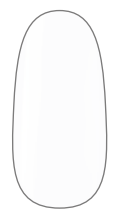
NEW! COMPACT BASE GEL MILKY WHITE 2

The Compact Base Gel product line has extended with a more intense white shade.

The stronger white milky shade coverage is excellent for latte / milky nails, babyboomer technique and is also great as a base color. You can make beautiful sophisticated nails with it because it can be used well also as a basic color. Soakable, flexible, super dense but easily controllable new generation nail strenghtener (base) gel that follows the shape of the nail and provides strong support. Buffalo-strong, perfectly self-spreading "brush-building gel" that gives a more durable, more stable feel when worn. The thickest Base Gel, yet easy to handle. Curing time: 2-3 minutes in UV, 1-2 minutes in LED.

4ml

8ml



New! Milky White 2



NOVELTY!



3 STEP

CrystaLac Confetti collection

NEW! 3 STEP CRYSTALAC CONFETTI COLLECTION

In this summer CONFETTI collection, the glass effect gel polish colors up the white glitters. Also perfect for glitter ombre technique, combined with the Compact Base Gel Milky White 2, the result will be fantastic. It contains also bigger flakes, we recommend to use 0 Short or Art Design brush to put them on the right place. Curing time: 2-3 minutes in UV, 1-2 minutes in LED.

4ml



New! 3SC5
Daffodil



New! 3SC6
Coral Rose



New! 3SC7
Innuendo



New! 3SC8
Cascade



"The glitter ombre effect is essential to me in my everyday salon work. I love to make it in summer as well, so I'm so happy that I can make the desired effect in one step."

Dóra (Dorci) Doviscsák
Nail artist, Instagram influencer

Colorful french nails with Confetti CrystaLac

The nail set was made with new 3SC7, 3SC8 3 STEP CONFETTI CrystaLac, with new Compact Base Gel Milky White 2, 3S99 and 3S165 CrystaLac. (by Dóra Doviscsák)



NOVELTY!

NEW! PARADE 3 STEP CRYSTALAC KIT (4X4ML)

The coolest shades of the season in one kit on unmissable price. Refresh your summer with the colorful glass effect and white glitters.



New! 3SC5
Daffodil



New! 3SC6
Coral Rose



New! 3SC7
Innuendo



New! 3SC8
Cascade

NOVELTY!

3 STEP

CrystalLac summer trendcolors

NEW! 3 STEP CRYSTALAC SUMMER TREND COLORS

Let the colors seduce you and shine in your new summer 3 STEP trend colors!

Choose the trend color of the year and dictate fashion with the 3S169 Pery Veri! Make summer nights even more magical with the two fashion colors of the season, the vibrant shades of the 3S170 Coral Rose and the 3S171 Innuendo! Fly into a hot beach dream with another trend color in the summer, the 3S172 Cascade gel polish. Curing time: 2-3 minutes in UV, 1-2 minutes in LED.

4ml

8ml



New! 3S169
Pery Veri




New! 3S170
Coral Rose



New! 3S171
Innuendo



New! 3S172
Cascade



"Highly pigmented, cheerful, vibrant colors that are a perfect match for your summer outfit. Whichever one you choose, you will be trendy with all of them."

Bernadett Onody
(@_bettynails)

3 STEP COLOR CAVALCADE
The nail set was made with SENS Cover Pink Acrylgel the new 3S169 Pery Veri, 3S170 Coral Rose, 3S171 Innuendo and 3S172 Cascade 3 STEP CrystalLac. (by Dóra Kesztyűs)



NOVELTY!

NEW! FIESTA 3 STEP CRYSTALAC COLLECTION (4X4 ML)

The coolest shades of the season in one kit on unmissable price.

It is not so easy to choose from the tempting summer 3 step gel polish shades. It will be best if place them on a display converted right from the box.



New! 3S169
Pery Veri



New! 3S170
Coral Rose



New! 3S171
Innuendo



New! 3S172
Cascade

NOVELTY!

Summer ONE STEP waves

The nail set was made with the new 1S118 Coral Rose, 1S119 Innuendo, 1S120 Cascade and 1S121 Very Peri ONE STEP CrystaLac, decorated with silver transfer foil. (by Dóra Kesztyűs)

ONE STEP

CrystaLac summer trendcolors

NEW! ONE STEP CRYSTALAC SUMMER TREND COLORS

A real color cavalcade moves to your salon with the new trend colors of ONE STEP.

Wear confidently the color of the year 2022, the Very Peri! The two exciting fashion colors, 1S118 Coral Rose and 1S120 Cascade reminds us on the playfulness and good mood of the season. And if you crave a wild, bright pink shade, the 1S119 Innuendo will be your choice! Curing time 2-3 minutes in UV, 1-2 minutes in LED.

4ml

8ml



New! 1S118
Coral Rose



New! 1S119
Innuendo



New! 1S120
Cascade



New!
Very Peri

Only in 4 ml
packaging



"I'm a lover of bright colors. I love when my nails are flashy. All colors will be applied on my nails one by one, but as I know my guests, they will also ask for all shades. If I had to describe this set in one word, I would say: Copacabana. I recommend it to anyone who wants to be in the center, draw attention to her nails and receive compliments."

Anna Zsíros (@nailcoctail)



New! 1S119
Fukszia

New! 1S120
Cascade

New! 1S121
Very Peri

New! 1S118
Coral Rose

NOVELTY!

NEW! POOL PARTY ONE STEP CRYSTALAC COLLECTION (4X4 ML)

The coolest shades of the season in one kit on unmissable price.

The set that can be turned into a display, hides a real cavalcade of colors with the new shades of ONE STEP CrystaLac.



New!
Very Peri



New! 1S118
Coral Rose



New! 1S119
Innuendo



New! 1S120
Cascade

NOVELTY!

ROYAL

Gel summer trendcolors

NEW! ROYAL GEL - SUMMER TREND COLORS

The color-block world of fashion catwalks is evoked by the new Royal Gel trend colors.

Combine the vivid colors of R193 Ponciana, R192 Coral Rose, R191Innuendo and R190 Gossamer Pink. Curing time: 2-3 min in UV lamp, 1-2 min in LED lamp.

4,5ml



New! R190
Gossamer
Pink




New! R191
Innuendo



New! R192
Coral Rose



New! R193
Ponciana



“The shades of the new summer collection are really trendy and vibrant, which perfectly cover for the quick salon work.”

Dóra Kesztyűs

Olympic Gold Medalist, Five times Olympic Silver Medalist,
Nail Camp Elite Master

Color Block on the nails
The nail set was made with Sens Cover Pink Acrylgel, the new R190 Gossamer Pink, R191Innuendo, R192 Coral Rose and R193 Ponciana Royal Gels, the decoration was made with silver Magic stripes sticker (by Dóra Kesztyűs).



NOVELTY!

NEW! PICNIC ROYAL GEL KÉSZLET (4X4,5 ML)

A szezon legmenőbb divatárnyalatai, egy készletben, kedvező áron.

Négy nyári trendszín egy szuper dobozban, amiből néhány mozdulattal display lesz. A készlet megvásárlásával 10%-ot spórolsz.

8.960,-

-10% készletkedvezmény



New! R190
Gossamer
Pink



New! R191
Innuendo



New! R192
Coral Rose



New! R193
Ponciana

NOVELTY!

Ultrapink chrome powder effect

The nail set was made with Cover Refill Hard Tan Gel, the new Ultrapink Chromirror pigment powder and Nova Crystals. (by Dóra Dovicsák)

NEW! CHROMIRROR PIGMENT POWDERS

Princess Pink: The new ChroMirror powders come for real princesses in shades of a more baby-like, pinker tone. Ultrapink: Hot, powerful pink chrome pigment that will be a must-have in the summer.



Princess Pink
(on white and
black base)



Ultrapink
(on white and
black base)

LIMITED! CUTICLE OIL - BABY BERRY, TROPICAL FRUIT

Our popular nail skin revitalizing oil family is expanded with two new scents: pamper your guests with the aroma of Tropical Fruit, which flies into the tropics right away, or choose the sweet-scented Baby Berry! These oils play a huge role in nourishing the nails and the care of the nail skin, and it is guaranteed to enchant with its long-lasting scent.

4ml



Glitter ombre with built-in Vintage flowers.

The nail set was made with Xtreme Fusion Acrylgel Cover Pink and the Renewed White, the decoration was made with the new Vintage Flower box dried flowers and Glam Glitters (by Virág Halász)

NOVELTY!

Built-in Vintage flowers

The nail set was made with Xtreme Fusion Acrylgel Cover Pink, the new Vintage Flower box dried flowers and Nova Crystals. (by Edina Sikari)

NEW! TRANSFER FOIL SET - ART OF NATURE

Nowadays, the essential accessories for custom nail decorations are the transfer foil sets, from which we have created the most wanted collection, the Art of Nature. In this set, you can find the best patterns of nature and fauna. If you would like to make a restrained decoration, use the marble pattern foils. For the most extravagant decorations use one of the trendiest animal patterns, even a snake or a tiger-inspired one, or choose a wonderful shiny shell foil.



NEW! VINTAGE FLOWER BOX

New Nail Art product among built-in decors. Dried wildflower mix: 12 different colored flower heads in 12 containers. After using the flowers, the container box will have a new life as your practical nail art organizer. 12 different colored flower heads



NEW! XTREME TIP BOX MARILYN CLEAR

Exclusive half tip selection. No contact curve, easier usage. Xtreme high quality, bendable, flexible tips. Apply with Base Gel or Glue Gel. Thanks to trendy forms, it is a great choice for salon work and for competitions as well. 100 pieces of tip / box in 10 sizes



NEW! XTREME TIP BOX SQUARE CLEAR Half-tip developed for straight-walled square-shaped nails. Thin, flexible and thanks to contact curveless design, fits easily. Easy to bend. 240 pieces of tip / box in 12 sizes.

NOVELTY!

Chrome effect french nails
The nail set was made with the new Very Peri ONE STEP CrystaLac and Princess Pink Chromirror pigment powder. (by Edina Sikari).

NEW! NAIL STICKER

Self-adhesive extra thin stickers with summer designs on 12x7,5 cm sheets. The line art-themed patterns became the most popular designs in springtime so it is released now on the new stickers. Seduce with gold silhouettes and hot summer pattern stickers: Golden feelings, Jungle vibes, Tropical vacation gold, Tropical vacation silver.

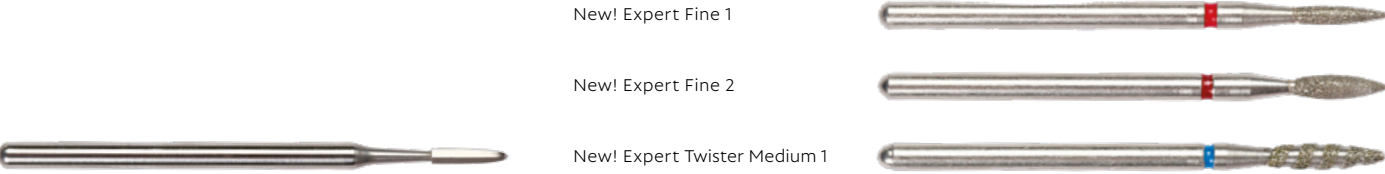


NEW! DRILL BIT SAFETY (LIFT UP 4.)

Specially designed, grain-free manicure bit for lifting the stuck cuticle and opening the fold. It won't hurt the nail plate at a safe, proper angle, as it has no grains. In some cases, it is not necessary to use any cuticle pusher or orange stick to lift the cuticle. It can be used for all skin types, but it is better to open the strong, long-adhering cuticle in advance. Its rounded head allows safe usage and it is also a recommended choice for beginners. You can work quickly, efficiently and without damage with it and it beautifully prepares your fold for the next steps of your manicure. It is efficient in the back and forth direction, so change the direction of rotation according to the side! Because it has no grains, it can't wear out, making it more durable than any bit.

NEW! EXPERT FINE 1,2 TWIST MEDIUM DRILL BIT (DIAMOND POWDER)

Expert manicure drill bit series with universal shaped bits. Each bit has a cone shape, as this is the shape that can be used in many ways on most sides of the manicure and the finger. There are times when we need a duller or sharper, narrower or chubby head, you will find the right one in the expert series! There is also a difference between them in strength: the red heads are more refined, suitable for sensitive and normal skin, the blue is a medium strength bit for coarser, drier skin. The Twist bit revolutionizes manicure with a spiral design! It grinds and lifts at the same time, its spiral design makes it easier to remove the dust from grinding. It files and lifts at the same time, its spiral design makes it easier to remove the dust from filing. On the edge of the grain-free and granulated parts. The minimal difference in level between the grain-free and the grained parts as the head rotates continuously lifts the skin and then the grained side polishes it. Herein lies its effectiveness. That's why Twist bits will always be a little stronger, more efficient than their smooth counterparts.



Glow everywhere in your style

Crystal Nails®
THE NAIL INNOVATOR

The nail set was made with Xtreme Superior Cover Pink and the new 3S171 Fuchsia 3 STEP CrystaLac. The decoration was made with Glam Glitters 2 (by Onody Bernadett / @_bettynails_ /).

13+1 Crystal Nails advise for the summer heat!

During the hot summer times we need to be careful about the right amount of fluid intake, our skin and eyes, but also our favorite Crystal Nails products.



- 1 According to the laws of chemistry and physics, some pigments are changing their color exposed to durable and strong UV light. However, if we change them, some colors would not be so vivid. (Of course the most fading colors are excluded from the outset.) If your client is all day by the pool or the sea the color of the nails will fade. So if your clients come back with this complain, reassure them, the material is not bad: the forgotten clothes also lose their color on strong sunlight. This fact should be mentioned before work.
- 2 The Cool Top Universal contains UV filter to eliminate the color fading.
- 3 Some vivid shade may produce darker stains as a result of UV light, especially if they are coated with Mattever or Cool Top Dark, but if you use Cool Top Universal first with quick curing, this problem will not happen to you.
- 4 The sunscreen turns yellow the lighter colors, especially if you use the Mattever. In this time of the year use Cool Top Universal or the new formula Cool Top Gel Universal which is perfect for every surface, after that just use the softest buffer to create a matte effect.
- 5 In summer every material gets a bit softer, so use denser base gels (Compact Base Gel Plus, Elasty Gardener Gel ans Sens Base Gel)
- 6 In summer heat, the builder gels cure on a higher temperature, which can cause an unpleasant feeling. Choose a lower heat generating material like Xtreme Superior Builder Gel Clear or Xtreme Cool Gel. Intermittent curing is better for sensitive clients. Take out their hands of the lamp in every 3-5 seconds or after 5 seconds cure the nails in diffused light for 20 seconds.

- 7 If you work with powder and liquid, use slower materials and pay attention on the temperature of liquid. The warm liquid cures faster. The double-walled liquid holder helps to keep the liquid on a constant temperature. Warm and humid environment (such a hairdresser salon) helps in fast hardening.
- 8 Use denser materials, which keeps their structure more in the heat like Cover Refill Hard or Cover Refill Hard Tan specially for tanned skin.
- 9 If you work with acrylgels, the Sens Acrylgel is the best choice. It is a good forming material, which doesn't run into the sidefolds even on the heaviest days. You can refill 5 fingers at the same time. It does not heat up, even the most sensitive client can only feel a little warmness. Whether you work with gels or powder and liquid, this material will be there to help you.
- 10 Keep the gel jars closed and clean. If the gel gets on the course of the jar, the sunlight, the incoming or reflected light cures it to the cap. The best way to avoid this, keep the jars in the drawer or in the cupboard. If this problem regularly happens to you, good to have a UV protector foil on the windows.
- 11 Use the Nail Prep, it helps to keep dry even the wet hands.
- 12 The gels are more softer in the summer heat. Pay attention, the gel polish should not run into the sidefolds. We recommend you to apply the C-curve in two layers to keep the material on the right place.
- 13 Keep the gels at the coolest point of your salon. If the summer heat softens the gels, you can put them in the refrigerator until the material gets the original density. Don't keep there for a long time, you can't work with frozen materials for hours.



+1 In summer, not only guests spend their well-deserved break, but also the nailartists, so it is pretty possible, that your clients will not return in time and you need to slip the appointment a week later. To reach the perfect adhesion for longlasting nails, use Sens Base Gel Clear under gel polishes and builder gels. This extra durability will help to get trough the extra days.

A Crystal Nails Nemzetközi Bajnok oktatóinak továbbképzéseit és a Képzési naptárat keresd a www.mukorom-tanfolyam.com oldalon és a www.crystalnails.hu oldalon megtalálható aktuális Crystal Nails Oktatási Kézikönyvben.

A képzéssel kapcsolatos bővebb információk (árak, időpontok, kedvezmény, anyaglista): www.mukorom-tanfolyam.com

New! Profi továbbképzések 2022 nyár



SZALON MANIKŰR ÉS BOMBABIZTOS GÉLLAKK TANFOLYAM

Méhész Alexandra / Olimpiai Bajnok London, USA Bajnok, Orosz Bajnok, 16x-os UK Bajnok, Körömtábor Elite Mestere

Elsajátítható ismeretek: a köröm anatómiai felépítése, bőrtípus alapismeret, kombinált gépi manikűr alaptéchnika megismerése, géllakk extra erősítéséhez használt anyagok ismerete, extra géllakk megerősítő technika, a modern manikűr és modern géllakkozás egyes technikáinak ismerete, egyszínű géllakkozás sávmentes illesztése.



Olvasd be a QR kódot!



SABLONFELHELYEZÉS A-Z-IG

Fekete Zsuzsanna / Olimpiai- és Kétszeres Európa Bajnok, Hétszeres Magyar Bajnok, Aranykoszorús Mester

Elsajátítható ismeretek: Mindent megtanulhatsz, amit tudni kell a helyes kiformálásról, az építeni kívánt formának megfelelően. Meg fogod érteni, hogyan kell a sablont a különböző alapköröm formákhoz igazítani és megfelelően kimélyíteni. Elsajátíthatod a legnehezebb esetekben is a sablonozás trükkjeit.



Olvasd be a QR kódot!



LACE GLAM - CSIPKEZSELÉS DÍSZÍTÉSEK

Pásztor Dóra / Kézápoló és Műkörömépítő, Lábápoló

Elsajátítható ismeretek: Lace Gel csipkezsélés díszítések technikája, kontúrozás, Glam Glitter-ek és Crystal Flake-k beépítése, BubbleGum Gel használata, hasznos tippek és praktikák a szalonból.




Olvasd be a QR kódot!



BEVEZETÉS AZ AKRILZSELÉ VILÁGÁBA

Majnik Mónika / Körömtábor mester, Magyar Bajnoki Bronzérmes, Magyar Bajnok, Mesterleveles Kézápoló és Műkörömépítő, Manikűr-műkörömépítő szakoktató

Elsajátítható ismeretek: egy M-es méretű alapkörömöt egy lépésben, sablon nélkül hosszabbítunk mini méretben, Babyboomer technika, extra gyors töltés technika, kombinált manikűr technika, akrilzselé anyagismeret, kocka és mandula forma elsajátítása.



MODERN GÉLLAKK TECHNIKÁK

Majnik Mónika / Körömtábor mester, Magyar Bajnoki Bronzérmes, Magyar Bajnok, Mesterleveles Kézápoló és Műkörömépítő, Manikűr-műkörömépítő szakoktató


Elsajátítható ismeretek: kombinált manikűr technika, Base Gel anyagismeret, megerősítő technikai- mini c-ív, festett francia technika, Glitter Ombre és ásvány hatás, beépíthető díszek használata.



ORCHIDEÁK GÉLLAKKAL

Berkó Erika / Mesterleveles Szakoktató, Nemzetközi Szakmai Zsűri, Műköröm Szakújságíró

Elsajátítható ismeretek: Forma képzés grafit rajzzal papírra, majd ennek adaptálása domború tipfelületre. Arányok, méretek a fő díszítőelem kapcsán. Gél lakk színkeverés, hígítás, helyes tónus elérése. Árnyalások, rétegrendek a végleges színekombináció eléréséhez. Vetett árnyék, kontúrozás.



Olvasd be a QR kódot!



AQUARELL ORCHIDEÁK

Berkó Erika / Mesterleveles Szakoktató, Nemzetközi Szakmai Zsűri, Műköröm Szakújságíró

Elsajátítható ismeretek: A virág formális ábrázolása grafit papíron, majd ennek adaptálása domború felületre. Megtanuljuk a helyes arányokat és a minta pozicionálását a tip felületi ívén. Festék hígítás, színkeverés, az ecset vizes állapotának fázisai, festési felület kialakítása. Formafestés, korrigálás, árnyékolás. Minta fedési technikája, matricázása.



Olvasd be a QR kódot!



KÖRÖM KORREKCIÓ LÁBON MŰKÖRÖM ALAPANYAGGAL

Marnitzné Gál Enikő / Crystal Nails Elite Köröm Akadémia, Vezető oktató (Kézápoló és műkörömépítő mester, lábápoló mester, diplomás szakoktató)

Elsajátítható ismeretek: lábörömök sérülés utáni deformált, hiányos növekedésének korrekciója, esztétikussá tétele, díszítése, genetikailag nem esztétikus deformált körömök korrekciója műköröm anyaggal.



LÁBON ELŐFORDULÓ SPECIÁLIS PROBLÉMÁK

Marnitzné Gál Enikő / Crystal Nails Elite Köröm Akadémia, Vezető oktató (Kézápoló és műkörömépítő mester, lábápoló mester, diplomás szakoktató)

Elsajátítható ismeretek: benőtt köröm felismerése kezelése, tyúkszem típusai, eltávolítás módja, megvastagodott köröm és dupla köröm kezelés.



THE NAIL INNOVATOR

**Glow
everywhere
in your style**

